

# **Cycles**

## **in the Book of Mormon**

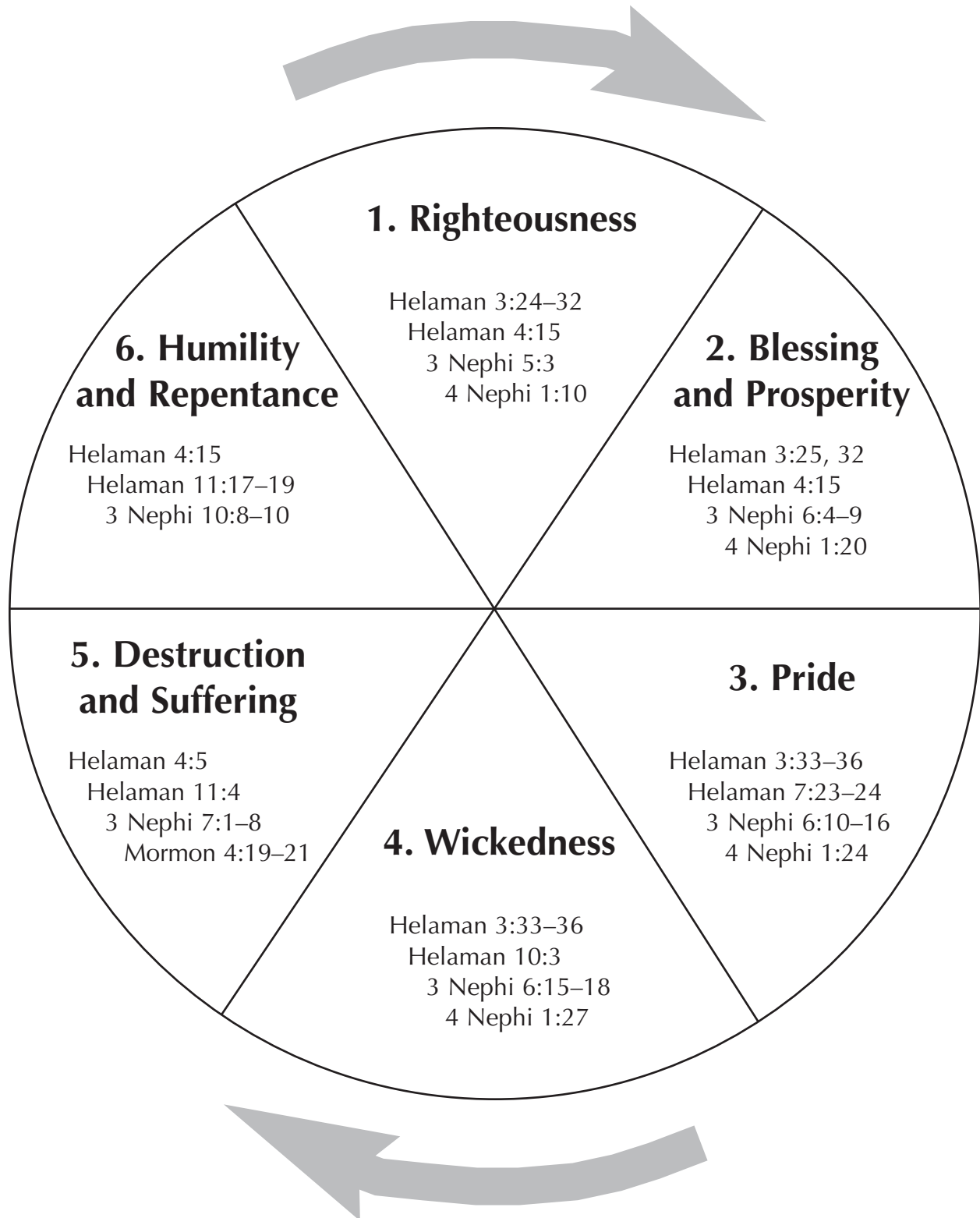
## Nephite Cycle of Righteousness Mormon's Warning for Us Today

**Key Scripture** Alma 37:13

**Explanation** Nowhere is the cycle of righteousness more apparent in the Book of Mormon than during the reign of the judges. The judges governed from 91 B.C. until A.D. 31, when the chief judge was murdered and the government overthrown. During the reign of the judges, the Nephites constantly fluctuated in their level of righteousness. Other factors, such as degrees of peace, political unity, and prosperity no doubt affected their commitment to the gospel; however, the righteousness of the people affected the other factors in a more direct way. This overview of the Nephite cycle of righteousness can be used to identify general trends in the complex examples presented by the following graphs in this section. Beginning at the top of the chart, the scriptures in each cycle can be followed around the circle clockwise until the final destruction recorded in Mormon 4–6, after which no repentance occurred.

# Nephite Cycle of Righteousness

## Mormon's Warning for Us Today



## Nephite Cycles

### Years 1–49 of the Reign of the Judges (90–40 B.C.)

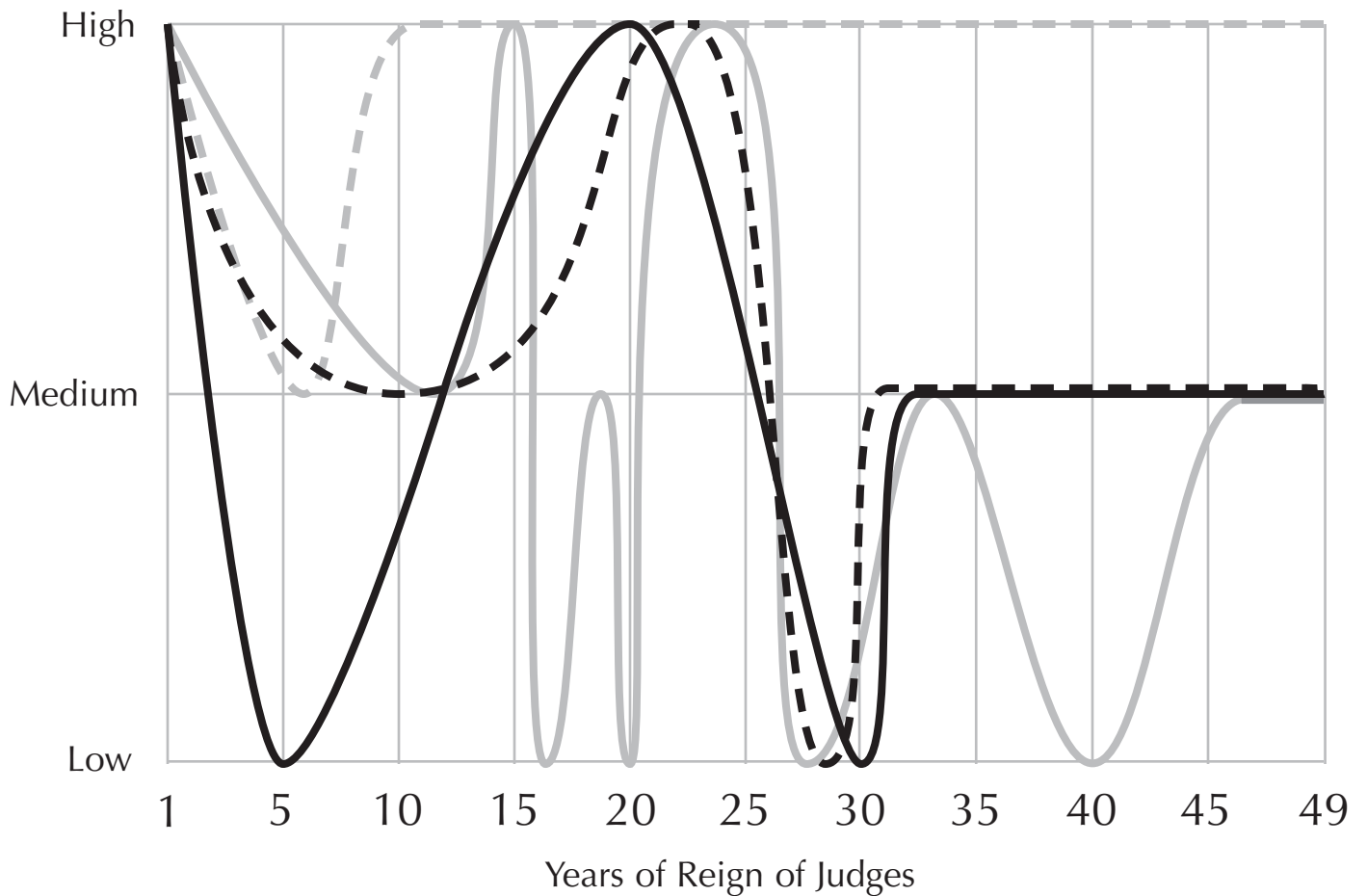
**Key Scripture** Alma 1–Helaman 3

**Explanation** Based on information gleaned from Alma 1–Helaman 3, this chart plots the general trends of prosperity, political unity, righteousness, and peace of the Nephite people. Notable here is the relative prosperity and contrasting wickedness of the people, as well as the fluctuations in peace and political unity. Each trend moves somewhat idiosyncratically, which is what one would expect of authentic politico-historical experience.

# Nephite Cycles

Years 1–49 of the Reign of the Judges (90–40 B.C.)

Levels of  
Righteousness



Political Unity

Prosperity

Righteousness

Peace

## Nephite Cycles

### Years 50–90 of the Reign of the Judges (39–1 B.C.)

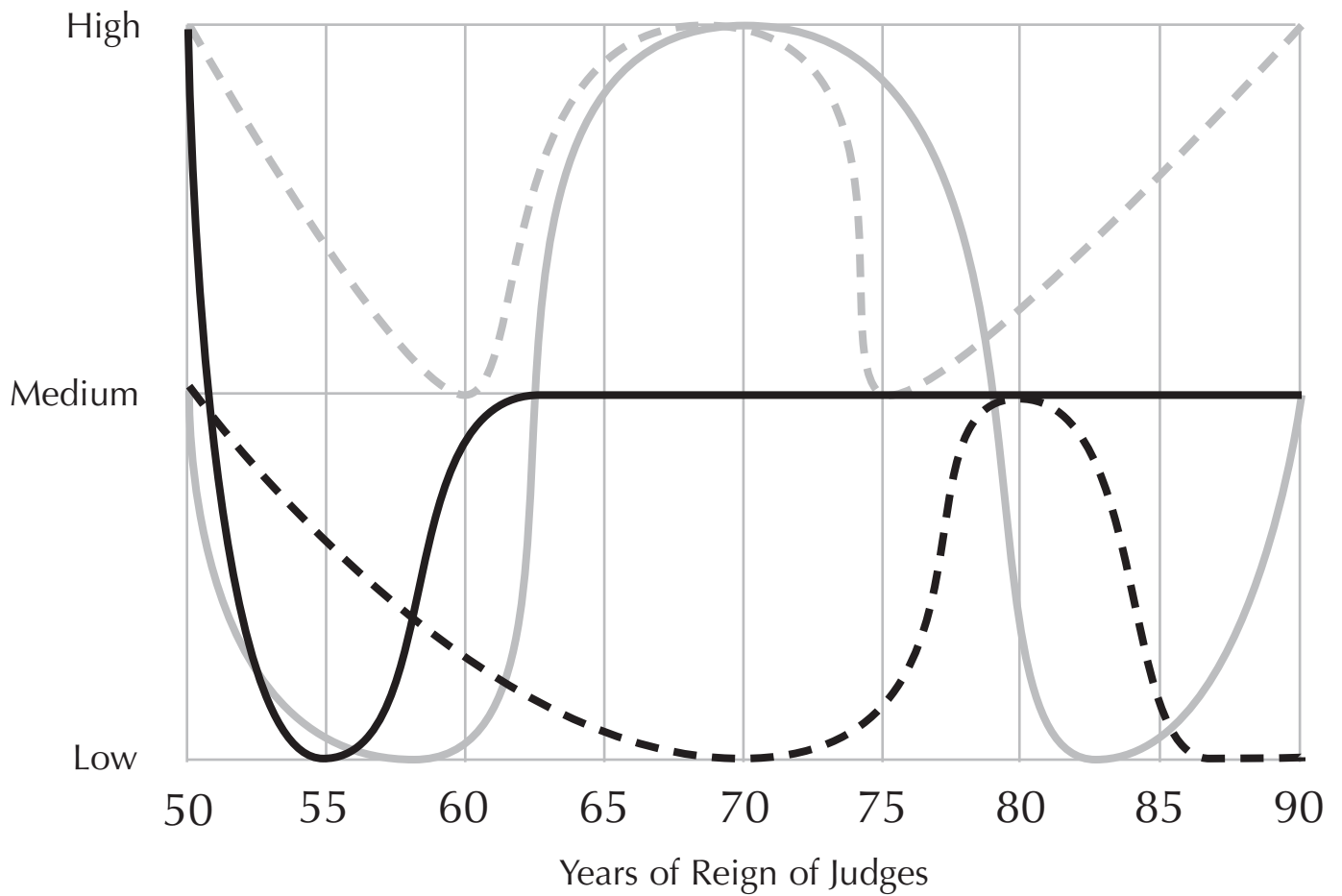
**Key Scripture** Helaman 3–16

**Explanation** While prosperity fluctuates between medium and high during 39 and 1 B.C., the righteousness of the people dips into major downward trends. Continuous prosperity during these years shows that the dire results of wickedness do not necessarily come immediately. Levels of peace and political unity correlate for a decade as they drop and then recover before political unity stabilizes at a moderate level and peace soars to a twenty-year high, plummets, and increases again.

# Nephite Cycles

Years 50–90 of the Reign of the Judges (39–1 B.C.)

Levels of  
Righteousness



Political Unity



Prosperity



Righteousness



Peace



## Nephite Cycles

### Years A.D. 1–34

**Key Scripture** 3 Nephi 1–8

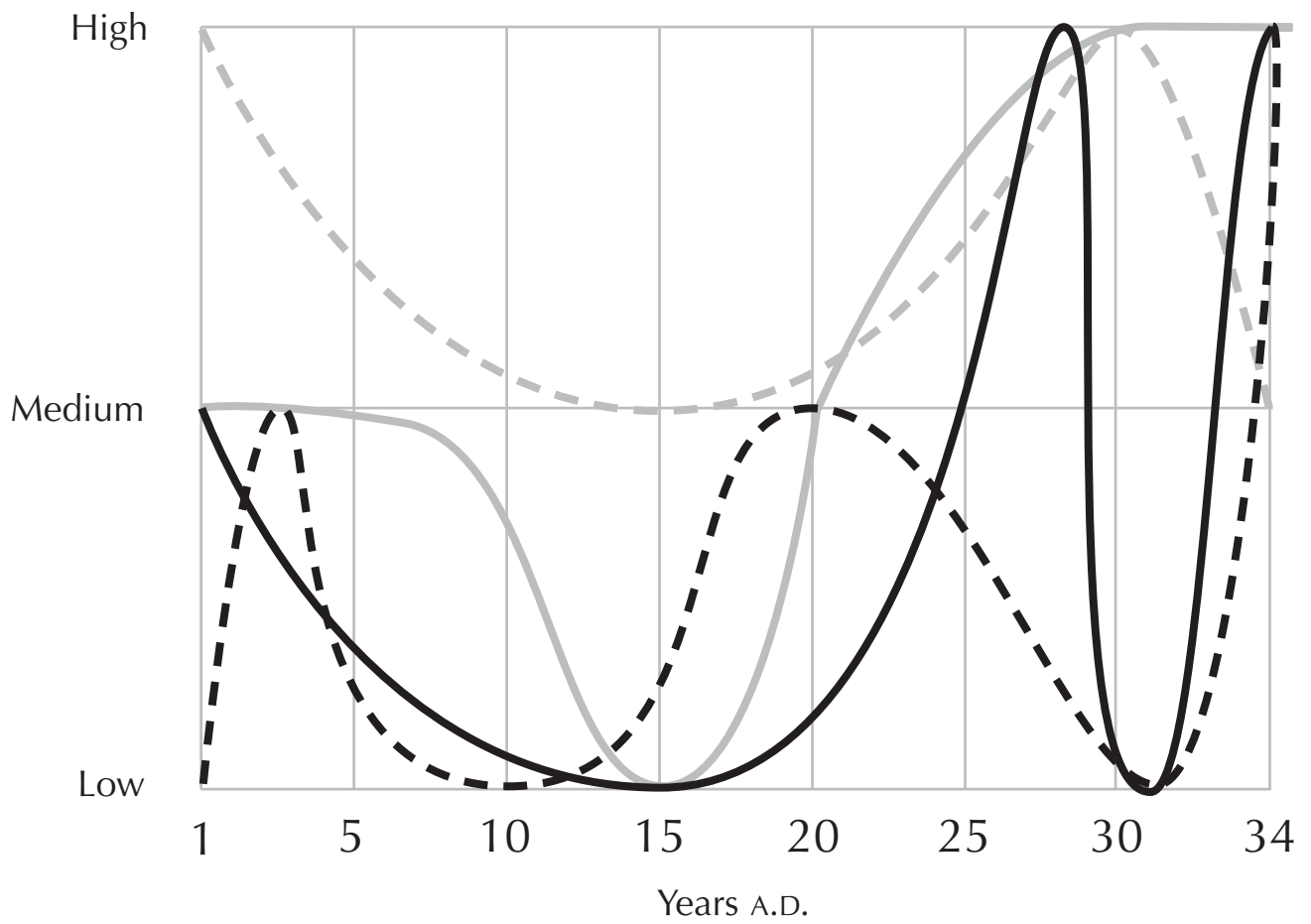
**Explanation** In this composite chart representing general trends, the first fifteen years following the birth of Jesus Christ show a decline in all areas. Then, with the advent of the wars with the Gadianton robbers, righteousness and political unity increase significantly. Interestingly, between A.D. 20 and 28 prosperity, peace, and political unity increase together while righteousness decreases. It can be argued that the low points of prosperity and political unity are caused by the people's unrighteousness, as the Lord declares would happen in Alma 37:13.



# Nephite Cycles

## Years A.D. 1–34

Levels of  
Righteousness



Political Unity 

Righteousness 

Prosperity 

Peace 